



WESTFIELD PRIMARY SCHOOL AND NURSERY

Positive Behaviour Policy

Reviewed: May 2026

Ratified: 20th May 2026

Ratified by: Full Governing Board

Date to be reviewed: May 2027

PAGE 3
SECTION 1: VISION AND VALUES STATEMENT

PAGE 4
SECTION 2: PRO-SOCIAL BEHAVIOUR

PAGE 6
SECTION 3: SUPPORTING ALL LEARNERS

PAGE 10
SECTION 4: UNSOCIAL BEHAVIOUR

PAGE 11
SECTION 5: ANTISOCIAL BEHAVIOUR

PAGE 17
SECTION 6: UNFORESEEABLE BEHAVIOUR

PAGE 18
SECTION 7: COMMUNICATION AND RECORDING WITHIN SCHOOL

PAGE 19
SECTION 8: COMMUNICATION WITH PARENTS AND CARERS

PAGE 20
SECTION 9: EXCLUSIONS

PAGES 23 - 41

APPENDIX 1 – Key Definitions

APPENDIX 2 – Demonstrating prosocial behaviours and response

APPENDIX 3 – Actions to support low level disruption

APPENDIX 4 – Home School Agreement

APPENDIX 5 – Positive Phrasing

APPENDIX 6 – Limited Choice

APPENDIX 7 – Disempowering Behaviour

APPENDIX 8 – De-escalation Script

APPENDIX 9 – Pastoral Support Plan

APPENDIX 10 – Roots and Fruits

APPENDIX 11 – Anxiety Mapping

APPENDIX 12 – Moving and Handling Strategies

APPENDIX 13 – Therapeutic Plan (Risk Reduction Plan)

APPENDIX 14 – Westfield Way

APPENDIX 15 – Level Letter

SECTION 1: VISION AND VALUES STATEMENT

At Westfield Primary School & Nursery, we are passionate about having a therapeutic approach to behaviour, which is underpinned by the training we have all completed by Therapeutic Thinking Hertfordshire (STEPS). Our aim is to promote behaviour that enables all pupils to achieve their potential and develop academically, socially, and emotionally, thereby approaching the child's development with a holistic mindset. We have high expectations of all our pupils both in relation to their education as well as behaviour. Staff will support this through positive learning experiences, promoting self-esteem through recognition of potential and effort, development of positive relationships with the pupils and use of positive behaviour management strategies to promote pro-social behaviours. Our strong school ethos and values system underpins everything we do at Westfield where we encourage our pupils to be caring, supportive and demonstrate our values at all times. We believe this can be achieved in a safe, enabling environment where pupils feel valued, supported and listened to.

SECTION 2: PRO-SOCIAL BEHAVIOUR

A whole-school approach to pro-social behaviour

Behaviour at Westfield is supported through positive learning experiences; promoting self-esteem through recognition of potential and effort; development of positive relationships with the children; and use of positive behaviour management strategies to promote pro-social behaviours.

We aim for children to develop positive and pro-social behaviours through:

1. Clear and high expectations
2. Good role models in both children and adults
3. Clear and consistent boundaries.

To achieve this, we work closely with the school community including parents/carers, to:

- Promote pro-social behaviour, self-discipline, self-regulation and respect for others
- Ensure clear and consistent expectations of the role the school, child and parent/carers have through the home school agreement (see Appendix 4)
- Ensure that every pupil is given an equal opportunity to develop socially, to learn and to enjoy community life
- Focus on de-escalation and preventative strategies
- Have understanding and awareness of what behaviour might be communicating
- Recognise the difference between conscious and subconscious behaviour
- Recognise that some children may internalise and some may externalise their behaviour and feelings
- Manage disruptive, difficult or dangerous behaviour if and when it arises; and
- Offer restorative support to reflect, repair and restore.

What is pro-social behaviour?

At Westfield we acknowledge that positive experiences create positive feelings, and that in turn, positive feelings create positive behaviour. Staff will model positive relationships and interactions, use positive phrasing with the children and spend time with children to support them in making positive behaviour choices – that result in pro-social behaviour - where required.

Pro-social behaviours are any actions which benefit the individual and others around them, such as:

- Acknowledgement of own feelings
- Identify, understand and accept mistakes as learning opportunities, and use a Growth Mindset to persevere and challenge themselves to complete difficult tasks
- Identify, reflect and repair anti-social behaviour choices
- Respect for their right and the rights of others to learn, and their responsibility to ensure their behaviour choices don't negatively impact upon this

Responding to and promoting pro-social behaviour

Staff will encourage pro-social behaviour and will respond positively to any on display, including (as appropriate to the pupil and situation) by (See Appendix 2):

- Giving meaningful and specific verbal praise and positive feedback
- Allocating roles and responsibilities
- Communicating a child's pro-social behaviours with parents and/carers as appropriate
- Using stickers, certificates, merits, value awards, marbles etc
- Building in 'motivators' following the engagement of 'adult directed activities'
- Awarding Teacher and Head Teacher stickers/awards
- Acknowledging pupils in Friday Celebration assembly
- Recognising care and respect of the learning environment
- Modelling and teaching children to self-regulate using resources that help pupils to stay calm and to understand their own emotions

SECTION 3: SUPPORTING ALL LEARNERS

At Westfield we apply a consistent approach which supports all children to have behaviours or learning and pro-social behaviours that benefit the dynamic. There are common strategies used in every classroom and across the school.

Our school rules are that all members of the school community should be Ready, Respectful and Safe. This means children should be:

- ready for learning,
- respectful to themselves, others and the environment
- conduct themselves in ways that keep themselves and others safe.

Underpinning our school rules, we have our school values. These 6 values are focused on across the year. These values are explored each week through assemblies and children are celebrated weekly for demonstrating them. Our school values are:

Respect
Kindness
Courage
Honesty
Perseverance
Curiosity

To support all children we ensure that we:

Model desired behaviours

Children learn from the behaviours they see and experience around them, making it very important for adults to always demonstrate in themselves the behaviours that they expect from children. In school, this is particularly important in terms of behaviours like respect, concern, compromise, fairness, apologising and accepting apologies, acknowledging mistakes, resolving difficulties fairly and amicably, and so on. (Appendix 2)

Give public praise and private criticism

Public acknowledgement of pro-social behaviour and individual success can be very powerful in a positive way. Similarly, public criticism of anti-social behaviour, or correction in public, can often be very damaging. In many cases, drawing any attention to anti-social behaviour should be as private as possible; lowering a child's self-esteem (making them feel inadequate or at all foolish especially in front of others) is likely to increase misbehaviour, if not now, then later.

In the classroom, adults will always seek to come close to a pupil to speak to them quietly, avoiding drawing attention to anti-social behaviour in front of other children or loudly across the classroom. In this way the behaviour is still pointed out, but the child is given privacy and time to reflect on choices they made and to think for themselves about what they might do differently moving forward.

Are consistent and clear

Children need for their world to be as predictable as possible. When adults act consistently and reliably, they help children understand where the behaviour boundaries are and makes them feel safer and less anxious. This in turn will make it less likely that events will trigger anti-social behaviour.

Adopt a Growth Mindset

An individual's 'mindset' is key to achievement and success in all walks of life. Having a growth mindset helps to improve resilience, behaviour and achievement. At Westfield this can be seen through:

- Celebrating mistakes and learning from them;
- Never giving up – perseverance is necessary to succeed;
- Collaborating to learn from each other;
- Seeking inspiration but not comparing ourselves to others;
- Challenging ourselves, taking risks and continuously improving our performance;
- Remembering that our brains are making new connections and growing all the time.

Westfield Way

At Westfield, we have developed the Westfield way which provides the foundations of the systems and procedures followed by all to ensure a meaningful, respectful learning environment where all children can 'be all they can be.' The Westfield way outlines the expectations for all. This differs slightly across key stages to reflect the expectations at different age/stages. This is on display in every classroom. (See Appendix 14)

To support all learners in the classroom, the following tiered approach is followed.

Step 1	<p>REMINDER</p> <ul style="list-style-type: none"> - Positive reminder - What is the expectation - May include non verbal cues
Step 2	<p>VERBAL WARNING GIVEN</p> <ul style="list-style-type: none"> - Use of positive phrasing with reminder of expectation including what the consequence will be
Step 3	<p>CONSEQUENCE IN CLASS</p> <ul style="list-style-type: none"> - Proportionate to the behaviour - Maximum 10 minutes <p>e.g. move location in classroom, time to reflect, finish work in own time</p>
Step 4	<p>RESET</p> <ul style="list-style-type: none"> - Positive reset of behaviour expectations given
Step 5	<p>CONSEQUENCE IN ANOTHER CLASSROOM</p> <ul style="list-style-type: none"> - Follow steps 1 - 4 - Proportionate to the behaviour - Maximum 10 minutes - Log on CPOMS – behaviour seen and consequence given
Step 6	<p>CONSEQUENCE INVOLVING Senior Leadership Team:</p> <ul style="list-style-type: none"> - Follow steps 1 - 4 - Consequence given involving the KS Lead/ Deputy Head - Parental contact and follow up where necessary - Log on CPOMS – behaviour seen and consequence given
Step 7	<p>CONSEQUENCE INVOLVING Headteacher:</p> <ul style="list-style-type: none"> - Follow steps 1 - 4 - Consequence given involving the Head - Parental contact and follow up where necessary - Log on CPOMS – behaviour seen and consequence given

*Note that if *positive* changes are seen after any reminder, this will be acknowledged with praise (i.e. "Thank you for listening, it's great to see you're ready to learn") and no further consequence is required.

Playtime

Break times and lunchtimes are supervised by teachers and teaching assistants who encourage the children to play well together and form good relationships with their peers. The playground has been zoned with play areas which are monitored by the adults on duty. We also have the Year 6 Play Leaders who organise activities for children to participate in and Kindness Ambassadors who help with peer support on the playground.

The staff closely monitor the children and address any incidents through the Playground Behaviour steps detailed below. Any significant incidents (Step 5 or above) are logged on CPOMs with appropriate educational and protective consequences in place.

Step 1	REMINDER <ul style="list-style-type: none">- Positive reminder- What is the expectation- Use of positive phrasing with reminder of expectation including what the consequence will be
Step 2	CONSEQUENCE WITH ADULT IN PLAYGROUND <ul style="list-style-type: none">- Proportionate to the behaviour- Maximum 10 minutes e.g. Walk around the playground with me
Step 3	RESET <ul style="list-style-type: none">- Positive reset of behaviour expectations given
Step 4	CONSEQUENCE WITH ADULT IN DIFFERENT LOCATION (I.E INSIDE) <ul style="list-style-type: none">- Follow steps 1 - 3- Proportionate to the behaviour- Maximum 10 minutes- Log on CPOMS – behaviour seen and consequence given
Step 5	CONSEQUENCE INVOLVING Headteacher: <ul style="list-style-type: none">- Follow steps 1 - 3- Consequence given involving the Head- Parental contact and follow up where necessary- Log on CPOMS – behaviour seen and consequence given

SECTION 4: UNSOCIAL BEHAVIOUR

Unsocial behaviour can be defined as:

- Not enjoying or making an effort to behave sociably in the company of others, but not to the detriment of others
- Not doing as instructed, but not to the detriment of others.
- Quiet non-compliance which does not negatively impact on other pupils' learning.

Examples of unsocial behaviours may be (this is not an exhaustive list):

- Quiet refusal to engage in learning task
- Quietly spoiling work
- Choosing to sit away from the rest of the class or away from a specific area
- Quiet refusal to return to classroom after being outside
- Leaving the room without permission
- Quiet refusal to come into school e.g. upset and difficulty in separating from adults

At Westfield we recognise that unsocial behaviour is a communication and so differentiation or support is required. This may be achieved in the following ways:

- Soft starts planned with parents – individualised according to specific needs
- Adults to check in and ensure instructions are understood
- Offer additional support and scaffolds
- Set small and achievable goals within content of the wider task
- Allowing child to complete work in a different location
- Use of positive phrasing (See Appendix 5)
- Use of limited choice (See Appendix 6)
- Disempowering the behaviour (See Appendix 7)
- Use of Therapeutic response script (See Appendix 8)

Positive phrasing and limited choices should be given 'take up time' which provides the child time to think, process and consider. Necessary observation for safety reasons should be from a distance with no unnecessary verbal communication.

Careful and planned staff responses to unsocial behaviour are essential to allowing introverts and internalisers to communicate feelings.

SECTION 5: ANTISOCIAL BEHAVIOUR

What is anti-social behaviour?

Anti-social behaviour is any behaviour that is disruptive, difficult or dangerous (from low level to significant). It includes behaviour that causes harm (to others, to a community and/or the environment); behaviour that has negative personal impact (causing injury, harassment, alarm or distress); and behaviour that infringes or violates the rights of others.

Preventing anti-social behaviour

In addition to promoting pro-social behaviour, staff will actively prevent anti-social behaviour, including (as appropriate to the pupil and situation) by:

- Having an inclusive ethos and positive learning environment
- Being aware and applying a reflective approach to the needs and strengths of individuals
- Acknowledging when a child might need a change of environment (e.g. by offering time in the 'calm' room where pupils are able (with or without adult support as deemed appropriate) to access a range of resources to help regulate their emotions/de-escalate their anxiety (noting that this is not a sanction or what is sometimes referred to in other schools as 'isolation' or 'seclusion').
- Offering verbal and non-verbal reminders of the expectations placed on them
- Giving pupils specific and limited choices
- Identifying the basis of feelings that may drive anti-social behaviour through Roots and Fruits analysis if required (see Appendix 10)
- Predicting and preventing escalation through Anxiety Mapping as needed (see Appendix 11)
- Seeking guidance from specialist educational agencies to formalise strategies that require differentiation from policy. These may include: an Educational Psychologist (EP); a member of the Child and Adult Mental Health Team (CAMHS); a school counsellor; Dacorum Educational Support Centre (DESC); the Herts County Council Behaviour Support Team (STEPS Therapeutic Thinking); the SEND Communications and Autism Specialist Advisory Services, Paediatricians and other medical professionals.

De-escalating incidents

When anti-social behaviour can be reasonably anticipated or where behaviour has already become disruptive, difficult or dangerous, staff will aim to remain calm and/or de-escalate, using any, or all of the following:

- De-escalation scripts (see Appendix 8) which are used consistently by all staff
- Using positive phrasing (e.g. "walk slowly to be safe", "when you're calm, we can talk about this", "you need to")
- Giving pupils specific and limited choices (e.g. "phonics inside or outside...")
- Disempowering the behaviour – usually by focusing on children demonstrating prosocial rather than on the individual demonstrating anti-social behaviour (e.g. "I can see you're listening....")
- Using Therapeutic Thinking moving and handling strategies to steer the child to safety (noting that all school staff who come into contact with children are trained in these techniques) (see Appendix 12)

- Resources (such as Anxiety Mapping and Roots and Fruits Analysis) to inform development of a Therapeutic Plan (see Appendix 13).

Differentiated responses

At Westfield, we recognise that there are times when a differentiated response to antisocial behaviour will be necessary based on the individual circumstances of the child.

We acknowledge that disruptive, difficult or dangerous behaviour patterns may arise for a range of reasons, including poor self-image, life events, trauma, fear and fear of failure, because the child is not succeeding socially or academically, or as a result of Special Educational Needs/Disabilities (SEND). Where appropriate, school will use tools (e.g. Anxiety Mapping and/or Roots and Fruits) to seek to understand this better and may adapt the prevention and de-escalation strategies as well as the consequences chosen as necessary.

Where anti-social behaviour has become very significant, a Therapeutic Plan may be required. This would be shared with parents/carers and all staff coming into contact with the child and would provide a highly personalised approach to their specific behavioural needs (see template at Appendix 13).

Multi-agency involvement may also be considered for guidance or support where appropriate and particularly if there is a concern that reasonable adjustments that are already in place are not having, and appear unlikely to have, the desired effect (e.g. for a pupil who is persistently displaying significant anti-social behaviour). In such instances, Westfield staff work with agencies and take their guidance to ensure that as comprehensive an understanding of underlying issues (including any previously undiagnosed Special Educational Needs or Disabilities as well as any mental health problems and/or family issues) have been identified as possible, so that appropriate intervention strategies are put in place at the earliest reasonable opportunity.

Consequences for anti-social behaviour

Following an incident of behaviour that is disruptive, difficult or dangerous, staff will provide a consequence. Consequences must be logical and reasonable in all the circumstances and may only be provided:

- by a paid member of school staff (or other person, such as a volunteer, but only if expressly authorised by the Head Teacher and only where they have been specifically referred to the requirements contained within this policy);
- on school premises or while the pupil is in the charge of a member of staff;
- where it is compliant with all other legislation (e.g. relating to disability, special educational needs, race or other equalities and human rights); has taken account of all of the above plus age and any special religious requirements affecting the pupil; and is without recourse to corporal punishment (i.e. physical force as a punishment) which is illegal.

Guidelines for responding to instances of anti-social behaviour are set out in Tables 1a (low level incidents) and 1b (significant incidents) below. However, in all instances, the response should be appropriate to both the circumstances and to the individual concerned; at its most extreme, a differentiated response

(see above) may need to be considered. Consequences should also always be logical, meaningful and have purpose and (beyond simple reminders about expected behaviour) can be either protective or educational, as follows:

Protective consequences:

These are actions taken by staff to ensure that all children and adults feel safe in the school environment.

These may include but are not limited to:

- Reduction in time spent with peers to reduce harm
- Increased staff-ratio and or re-deployment of staff
- Limited access to outside space
- Escorted in social situations
- Work requiring completion to be sent home and supported by parents/carers
- Differentiated teaching space or being taught outside of the classroom
- Adaptation of access to school trips or extra-curricular activities
- Use of Calm room (The Nest)
- Exclusion from an area or school
- Pastoral support plan

Protective consequences are further supported through the 3R's (see p14) which provides an opportunity for the children to learn from the experience. This time may also be used to further understand the triggers behind anti-social behaviour choices (including through the use of various behaviour analysis tools such as Anxiety Mapping and Roots and Fruits).

Educational consequences:

These are consequences put in place by staff to help the child to learn, by rehearsing or teaching them about their actions, with the aim of internalising pro-social alternatives and avoiding repetition of anti-social behaviours. These may include, but are not limited to:

- Rehearsing or teaching about pro-social responses so the freedom can be returned
- Home/ school communication
- Behaviour related research to understand how and why actions have impacted others
- Modelling pro-social behaviour through:
 - o Third-person role play to understand other pupils'/staff feelings
 - o Social stories
 - o Behaviour related research that shows how and why actions have impacted others
- Restorative meetings with the child and/or with them and their parent/carer
- Being supported to complete or re-do tasks to the expected standard for the child
- Modelling pro-social behaviours to younger peers

* Note that the educational aspect of this consequence is paramount; this is not a 'detention' that is issued primarily for the purposes of applying a sanction. The use of detention as a sanction is not considered compatible with the therapeutic approach taken by staff at Westfield and is not used in this school.

Significant anti-social behaviour

The consequence for behaviour that is significantly disruptive, difficult or dangerous is that the child will see the Head Teacher or a member of SLT. In addition, or as an alternative to a consequence as set out above, this may also result in:

- A phone call and Level Letter sent to parents/carers (see below and sample Level Letter at Appendix 15).
- A Therapeutic Plan being written (see template at Appendix 12).
- Discussion with parents/carers concerning any further steps that may support the child in avoiding an exclusion
- A suspension or permanent exclusion from school (see below).

Staff may seek guidance or advice from STEPS Therapeutic Thinking Team or the Hertfordshire Inclusion Team in determining the most appropriate response to any given instance.

Level Letters

Where 5 letters are written in one rolling term, this will normally demonstrate persistent significant anti-social behaviour and result in a suspension in line with the arrangements for Suspensions and Exclusions set out below.

The issuing (or otherwise) of Level Letters does not affect the Head Teacher's right to take immediate action to suspend or exclude if the circumstances are sufficiently serious as to meet the qualifying criteria (see Suspensions and Exclusions below).

3Rs - Reflect, Repair and Restore

Where protective consequences are used as well as following any incident of significant antisocial behaviour, circumstances allowing, we reflect, repair and restore by:

- Revisiting the experience with the child when they are calm, relaxed and reflective
- Spending time with an adult to purposefully repair the anti-social behaviour (e.g. tidy a space that has been disrupted or listen to the feelings of others)
- Re-telling the story with an adult what happened before, what the behaviour was, what the consequence was and the pro-social choice they could have made and would do next time.

At all times, discussion about the incident will focus on the anti-social behaviour (i.e. the act) and not the child.

INTERVENTIONS & SEARCHES

Positive Physical Intervention

All staff who have legal control of pupils at Westfield receive (Therapeutic Thinking) training in physical intervention to ensure that, where practiced, it is safe and appropriate (see Appendix 12). Staff will use positive physical intervention to support pupils, including in (but not limited to) the following ways:

- Open mitten (i.e. open hand with closed fingers) to guide a pupil to a safe area

- To give recognition, praise and/or to re-focus pupils (e.g. by a high five or a tap on the shoulder)
- To reassure a pupil if they are upset (e.g. by sitting close/next to the child or offering an alongside 'supportive hug'). Staff will not allow children to sit on their laps.
- Hand over hand activities, which allow staff to model and support a pupil using a range of resources and equipment (e.g. guiding using scissors or PE equipment)
- Moving, handling and self-care (e.g. nappy changing). Some children will have individual care plans where procedures are clearly highlighted.

Restrictive Physical Intervention

Every effort is taken to avoid the need for restrictive physical intervention (RPI), yet very occasionally incidents occur where a member of staff is required to use force intentionally to restrict a child's movements against their will. In these instances, the Hertfordshire model policy for 'Reducing the need for restrictive interventions in schools' will be followed.

The use of RPI is permitted only in the following circumstances:

- to prevent a child from committing a criminal offence
- to prevent a child from injuring self or others
- to prevent a child from causing serious damage to property

In all instances, staff are required to use their best judgement (i.e. dynamic risk assessment); to ensure that their action is necessary, reasonable and proportionate; and in ways that best maintain the safety and dignity for all concerned.

Following any incident in which RPI is used, a written record must be made and stored on school internal recording system, and within 24 hours parents/carers must be notified. The record must include an assessment of ongoing risk, with Therapeutic Thinking Team notified and advice sought if a repeat incident is assessed as being likely.

Search for and Confiscation of inappropriate items

Staff are able (under general powers to discipline as set out in the DfE's advice for schools on Searching, Screening and Confiscation) to search for and confiscate, retain or dispose of a pupil's property as a consequence of rule-breaking, so long as it is reasonable in the circumstances. The law protects the school from liability for damage to, or loss of, any confiscated item provided staff have acted lawfully. However, other than for items of very small value (such as sweets or stationery) no item will be retained permanently or disposed of by staff without the approval of the Head Teacher.

Staff also have the power to search without consent for 'prohibited items'. These include: weapons; alcohol; drugs; stolen items; tobacco or cigarette papers; fireworks; pornographic images; and any article that has been or is likely to be used to commit an offence, cause personal injury/harm or damage to property. Weapons and knives and extreme or child pornography that has been

confiscated must always be turned over to the police, otherwise it is for staff to decide if and when to return a confiscated item.

The Head Teacher (and staff authorised by her) can use such Physical Intervention as is reasonable in the circumstances when searching a pupil for 'prohibited items' outlined above (but it will not be used to search for items which not allowed under school rules).

Staff also have the Head teacher's formal permission to seize or search electronic devices such as mobile phones to examine content, where there is good reason to do so and parental permission is not required to do this. Any images or posts relating to a suspected offence or an extreme or child pornographic image will be retained, and the device will be given to the police as soon as is reasonably practicable. Where there is no evidence to suspect a criminal offence (in the view of the teacher) they have the discretion to delete material or to retain it as evidence of a breach of school discipline, particularly breaches of the school's anti-bullying policy (also see the Online Safety Policy for Guidance on the Process for Responding to Cyber Bullying Incidents).

SECTION 6: UNFORESEEABLE BEHAVIOUR

Unforeseeable behaviours are behaviours not covered by policy, never previously experienced, or so historic we believed they would not reoccur. It would include situations where we would have to involve emergency services or specialist teams.

Antisocial behaviour incidents are recorded on CPOMS. In addition to this, if an incident results in an suspension, this will be recorded on Arbor. Racist incidents must be recorded in CPOMS. Parents will be informed as soon as possible after the incident by the member of staff dealing with it to ensure that as much information as possible can be given. This may not be straight away if that member of staff is engaged with the child. The local authority and safeguarding lead will be informed where necessary. The school refers all serious incidents of sexually inappropriate behaviour to the local children's social care services in accordance with safeguarding procedures. In rare situations where a child is in danger of causing significant harm to themselves or others, police may be called.

SECTION 7: COMMUNICATION AND RECORDING WITHIN SCHOOL

At Westfield we use CPOMS to record incidents of unsocial and antisocial behaviour. All staff have access to CPOMS and are given login in details when they join the school. It is the responsibility of all members of staff to record unsocial or antisocial behaviour they have managed. This should be completed as soon as possible after the incident. Records of incidents are accessible by all members of the senior leadership team and all DSLs within our setting.

Records of incidents are used as a communication tool and to enable the leadership team to track patterns of behaviour and so should be factual, non-judgemental and avoid over or under describing. No assumptions should be made. If specific language has been used then this should be recorded verbatim.

SECTION 8: COMMUNICATION WITH PARENTS AND CARERS

We involve carers/parents in all aspects of school life, including managing behaviour. We endeavour to keep the parents informed of changes to the rules and of their child's progress in school through continual feedback.

The school has an open-door policy and parents are encouraged to discuss concerns or problems with class teachers and management at an appropriate time. Building relationships with parents/carers is pivotal in terms of preventing and reducing exclusions.

This is achieved in the following ways:

- At the start of the year, parents/carers are reminded of the home school agreement and their role in supporting their child and expectations of behaviour.
- Parents/Carers receive both oral and written communications as to the school's expectations regarding behaviour and expectations within the school at meet the teacher.
- Parents/Carers receive written progress reports at the end of the year and there are two parent/teacher consultation meetings. Behaviour is discussed through both of these methods.
- Rhiannon Slater (Deputy Head and SENDCO) can also offer support for a range of presenting behaviours linked to SEND needs.

Incidents of difficult or unsocial behaviour are discussed with the parents/carers of the children involved. This may not happen on the same day but will take place via email, telephone or face to face, depending on the nature and timing of the incident and the availability of the parents. This will be done by the class teacher or teaching assistant in the first instance. A member of the Senior Leadership Team may be involved dependent on the nature/ frequency of the incidents. A pastoral support plan may be put in place between parents, pupil and school to support pro social behaviours.

Incidents of dangerous behaviour are discussed with the parents/carers of the children involved on the same day and this will always be done by a member of the Senior Leadership Team. This may be via telephone or face to face, depending on the nature and timing of the incident and the availability of the parents.

SECTION 9: EXCLUSIONS

Suspensions and Permanent Exclusions

The term 'suspension' is a reference to what was previously referred to – and what is still described in relevant legislation - as an 'exclusion for a fixed period', or a 'fixed term exclusion'. Exclusions can no longer be for short fixed-term periods of time and are instead permanent.

Suspensions and exclusions are not desirable in any school; they will almost always follow the break-down of considerable measures that have been put in place to support improved behaviour, and in all instances will only be considered for significant anti-social behaviour (of the type set out in Table 1b). An exclusion would only ever be considered if this standard was met AND if allowing the child to remain in school would seriously harm the education or welfare of that child or others in the school.

The final decision to suspend or exclude a pupil can only be made by the Head Teacher, following government (DfE) guidance and statutory guidelines. Before making such a decision, the Head Teacher will always ensure that there has been a thorough investigation in which the child and others concerned have been able to give their version of events and written statements/a record of actions have been kept. In addition to notifying parents (see below) the Head Teacher will notify the local authority of all suspensions and exclusions and if a child has a social worker or is looked-after, the Head Teacher must also notify them and/or their Virtual School Head.

The current guidelines to which the Head Teacher must have regard are:

- Guidance on the legislation and statutory guidance issued by Department for Education (DfE) covering: suspensions and exclusions (including new guidance on the notifying the local authority and the role of any social worker); managed moves; and the short-term use of off-site direction (to alternative provision) – see 'Suspension and Permanent Exclusion from maintained schools, academies and pupil referral units in England, including pupil movement' (dated August 2024*) and
- Hertfordshire County Council's current guidance – 'Exclusions Good Practice Guidance' (dated November 2025*)

*These sets of guidance documents are revised and updated from time to time, so care must always to be taken to ensure that the current versions are being used.

Parents/carers of a pupil who is suspended or excluded may also find the above sets of guidance of use and may want to note that the DfE has also produced a separate School exclusions: guide for parents. In any event, they will always be informed of the Head Teacher's decision without delay (i.e. usually by telephone at the time and always confirmed in a letter within 24 hours). The letter to parents/carers is a formal legal document that will also provide the following information:

- The reasons for the suspension or exclusion; and

- The duration of the suspension, or the fact that the exclusion is permanent and the date from which it applies/d; and
- Parents' right to make representations about the suspension or exclusion to a named member of the Governing Body's Pupil Disciplinary Committee (PDC) and how the pupil may be involved in this (if appropriate);
- How any representations should be made; and
- In circumstances where there is a legal requirement for the PDC to consider an exclusion, that parents have a right to attend the meeting, to be represented at the meeting (at their own expense) and to bring a friend.

Either in that letter, or separately, parents/carers will also be notified (again without delay) about:

- The legal requirement for them to ensure that an excluded child is not present in a public place during school hours without reasonable justification (and that a fixed penalty fine can be imposed if this requirement is breached); and
- Sources of relevant free and impartial information (see Hertfordshire's guidance);

Note that from the 6th day of any suspension it is a statutory requirement that full or (with the permission of parents/carers) part-time education is provided for the child. However, before then, every effort will always be made for disruption to the child's education to be kept to a minimum. Therefore, where appropriate, parents will also be notified about arrangements for setting and marking work done at home or elsewhere during the period of suspension.

After a suspension (and also after any off-site direction (to Alternative Provision) – usually on the first morning of the pupil's return (but always before or at the point they return) - a reintegration meeting will take place to support the pupil in returning to school life and fulltime education. The school's reintegration strategy is aimed at offering the pupil a fresh start; helping them to understand the impact of their behaviour on themselves and others; teaching them how to meet the school's behaviour expectations; fostering a renewed sense of belonging within the school community; and building engagement with their learning. Wherever possible the initial meeting will include the pupil's parents, but inability or unwillingness to attend will not prevent the child from returning as planned.

Managed Moves and Alternative Provision

Suspension and Exclusion guidance (referred to above) additionally provides detail about both managed moves and the school's right to direct a pupil to alternative provision.

A managed move is a voluntary formal agreement between two schools, parents/carers and a pupil, for the pupil to change school under controlled arrangements arranged by the Inclusion Team at HCC. It will not be used as a threat to avoid removing the pupil from their current school but is often used as an alternative strategy where there is a risk of permanent exclusion; where there is no prospect of success for the pupil in their current setting; and where all

concerned agree that this is in the best interests of the pupil's education. For children with an EHCP there should be an annual review.

In contrast, school has the power (under S23(3) of the Education Act) to direct a pupil to be sent to another premises for their education. This provision will be used to support the improvement of behaviour and although the permission of parent(s)/carer(s) is not required, it will ordinarily be sought, to ensure that there is the greatest prospect of successful reintegration back into school once completed. The use of alternative provision is strictly time limited and there are clear guidelines about how it must operate, what information must be given to parent(s)/carer(s) and the process for monitoring success.

APPENDIX 1: KEY DEFINITIONS

Anti-social Behaviour: Behaviour that causes harm to an individual, a group, to the community or to the environment.

Behaviour: Everything a person says or does. The spectrum of behaviour goes from extreme prosocial to extreme anti-social behaviour. A behaviour policy should increase pro-social behaviour and reduce anti-social behaviours through planned responses.

Being Therapeutic: An approach to behaviour that prioritises the pro-social feelings of everyone within the dynamic. A school's policy establishes the methodology by which pro-social behaviour replaces anti-social behaviour through planned and sustained pro-social experiences.

Bribery: The threat or action of withholding of desirable objects or experiences until the child has completed the task or activity dictated by an authority.

Conscious behaviours: Those that are the result of thought and planning; a behaviour chosen by the child in order to secure a desired outcome or meet a specific need.

Consequence: A logical, explainable response to a pro-social or anti-social behaviour. A consequence is a logical or natural outcome of something occurring earlier; a conclusion reached via reasoning. Consequences are designed to help children learn and develop prosocial behaviour transferable to all contexts.

Dangerous behaviour: That which is anti-social and will predictably result in imminent injury or harm (the level of injury and harm that constitutes the label dangerous should be defined within policy). This includes harm to self or others, damage to property or behaviour that would be considered criminal if the person was the age of criminal responsibility, such as racist abuse. Except within an unpredictable first manifestation, the behaviour described as dangerous will be supported by evidence of severity and frequency of outcomes such as 'three children required first aid for minor bruising as a result of Jane's kicking'.

Difficult behaviour: That which is anti-social, but not dangerous. Difficult behaviour should be acknowledged in terms of context: 'Daniel continually shouting out is difficult within a group teaching activity'.

Dynamic: Any group of people brought together through choice, circumstance or obligation.

Equality: Affording people the same equal status, rights, and opportunities.

Equity: The differentiated measures to provide equal opportunities.

External discipline: Authoritarian control of behaviour outcomes and achievement using threat and bribery. Often imposed by adults with the

intention of generating a disincentive or a motivation where the child has no investment in the task or required behaviour.

Externalising: When a person's natural response to anti-social feelings is to act on the world around them, which can lead to physical and verbal responses that affect the wellbeing of others. Examples include fighting, bullying, property damage etc.

Extrovert: A person who is naturally collaborative and competitive and tends towards social interaction. Extroverts seek and are motivated by public recognition.

Internal discipline: Participate, contribute, and achieve, independent of external control or competition, where behaviour outcomes and achievement are controlled by the individual's motivation.

Internalising: When a person's natural response to anti-social feelings is to withdraw from the world around them. This can impact the wellbeing and opportunity of the individual concerned and result in refusal to communicate, self-isolation, school refusal, self-harm etc.

Introvert: A person who is naturally a quiet and reserved individual. They do not generally seek out attention or social interactions and tend to avoid public recognition and attention.

Pro-social Behaviour: Relating to behaviour which is positive, helpful, and values social acceptance.

Punishment: The imposition of an undesirable or unpleasant experience upon a group or individual, meted out by an authority. Punishment is designed to suppress and control behaviour within a specific context.

Reward: A desirable object or experience given to celebrate outcomes already achieved.

Subconscious behaviour: That which is present without any thought or planning; a behaviour a person is unable to contain.

Unsocial Behaviour: Not enjoying or needing to behave sociably in the company of others, but not to the detriment of others. This includes quiet communication of anti-social feelings.

APPENDIX 2: DEMONSTRATING PROSOCIAL BEHAVIOURS AND RESPONSE

Anti-social behaviour is easy to spot. It is disruptive and often noisy and stands out in a crowd, making it obvious and giving adults a prompt to respond. Pro-social behaviour is what we expect and is practiced by the majority of children most of the time, making it much less obvious and also less likely to receive attention. However, as reward and recognition strategies demonstrate, positive praise is an incredibly powerful motivator for children to behave well.

To provide a prompt for adults, to help them respond to children's pro-social behaviour, what follows is a (non-exhaustive) list showing how children might demonstrate pro-social behaviours:

Pro social behaviour	Example response	Who is responsible?
<p>Being respectful of all members of our school community and environment e.g.</p> <ul style="list-style-type: none"> • Saying 'please' and 'thank you' • Holding a door open for someone else or letting them pass first • Following instructions quickly and quietly when asked to listen • Paying attention • Working well with classmates • Following instructions at the first time of asking • Moving from one task to another without reminders • Keeping calm in a difficult situation • Treating books, equipment, belongings carefully • Keeping themselves and their physical appearance clean, smart and/or tidy 	<ul style="list-style-type: none"> • Giving meaningful and specific verbal praise and positive feedback e.g. 'thank you (child's name) for.....' • Allocating roles and responsibilities • Acknowledging pupils in Friday Celebration assembly through value of the week • Marbles for whole class rewards 	<p>Teaching assistants, Teachers, SLT and office staff</p>
<p>Displaying positive learning attitudes and supporting others with their learning e.g.</p> <ul style="list-style-type: none"> • Taking a lot of care or giving something a lot of thought (e.g. work or a present) • Contributing in discussions (willing to answer questions or talk about a subject) • Asking for help when they need it • Reading x number of times • Completing work with focus and concentration 	<ul style="list-style-type: none"> • Communicating a child's pro-social behaviours with parents and/carers as appropriate • Awarding merits to receive Teacher and Head Teacher awards • Values paperchain • Reading certificates 	<p>Teaching assistants, Teachers, SLT and office staff</p>
<p>Establishing and maintaining positive relationships and interactions with peers and adults. Acknowledging one's own feelings, communicating this to elicit support. E.g.</p> <ul style="list-style-type: none"> • I am feeling anxious, I need some space' • Taking turns and waiting for others • Sharing (equipment, books, toys as well as games) • Looking after someone if they are upset • Listening and acknowledging how someone else feels 	<ul style="list-style-type: none"> • Giving meaningful and specific verbal praise and positive feedback e.g. 'thank you (child's name) for.....' • Calm room/ quiet classroom space provided • Movement break given • Time to talk 	<p>Teaching assistants, Teachers, SLT and office staff</p>

APPENDIX 3: ACTIONS TO SUPPORT LOW LEVEL DISRUPTION

Often a simple strategy can be implemented for managing a child's behaviour that is impacting negatively on their own and/or others learning and general low-level disruptive behaviour:

Below are some examples* of what these may be:

- Distraction
- Change of seat
- Express belief in the child / remind the child of past success
- Reward those who have completed work with praise
- Deliberately change tone of voice
- Set a challenge – which table can be ready first?
- Praise children on task – getting it right
- Set a specific task e.g. can you do 'X' by the time I get back?
- Offer support
- Gentle touch on shoulder as a reminder to focus on work
- Tactically ignore (but address with the child later).
- Respond to those children who are following the rules.
- Class rules reminder to whole class or privately to the individual
- Use non-verbal signals

*this is not an exhaustive list

APPENDIX 4: HOME SCHOOL AGREEMENT



Westfield Primary Home-School Agreement

Our 'home-school agreement' reflects the importance of ensuring school, parents/carers and pupils all have an equal commitment in ensuring that school life is as effective as it can be.

Dear Parents, Carers and Pupils,

At Westfield Primary, we recognise each child as an individual, and aim to give all children every opportunity to realise their full potential. We believe that a close partnership between the school, parents and the child is essential if we are to achieve this aim.

It is therefore an expectation that all parents, staff and children at Westfield Primary will sign up to our Home-School Agreement.

Miss Leach
Headteacher

Our school rules:

- **Ready** to learn
- **Respectful** to others and themselves
- Conduct themselves in ways that keep themselves and others **safe**

Our vision is for our children to become confident, independent and resilient learners.

We believe that this is best achieved by applying a 'growth mindset' which is about encouraging our children to believe in themselves and their abilities. Through hard work and effort, we apply this approach to everything we do at Westfield. As a result, our children discover a love of learning, embracing the challenges which face them and crucially – equipping them for the future.

Signed:

Pupil

Parent/Carer:

On behalf of the school:

Date:

As a school

We will:

- support your child's mental, emotional, social and physical health, wellbeing and safety by providing a safe, supportive and caring environment;
- encourage your child to do their best and help them to reach their full potential;
- provide a broad and balanced curriculum which meets individual needs;
- demonstrate high behavioural expectations and develop pupils' understanding of values and respect;
- be open, accessible and welcoming at all times, encouraging your involvement in school life;
- communicate regularly on progress and respond promptly to any concerns or queries;
- Value and monitor attendance and punctuality to encourage good attendance. Lateness will be deemed to be arrive at school post 8:55. Liaise with parents/carers where necessary;
- **keep** parents/carers informed about school activities through regular newsletters, emails and via the school website.
- provide home learning expectation linked to class learning as per the Home Learning policy

As parents/carers

I/We will:

- send my/our child to school each day, on time and notify the school if my/our child is absent;
- support the school's policy on term-time holidays;
- support the school's policy and guidelines for behaviour;
- ensure my/our child is equipped for learning, including wearing school uniform and remembering their reading book
- encourage my/our child to do their best;
- attend parents' evenings and discussions about my/our child's progress;
- **form** a positive relationship with the class team to ensure we can work together to best support my/our child.
- communicate respectfully with everyone in the school community
- support my/our child with reading every night and completing home learning suggestions
- **use** social media responsibly and will not make adverse comments about other children/adults or the school on social networking sites (e.g. Facebook or Instagram). If I/we have concerns, I/we will speak to the class teacher first and foremost

As a pupil

I will:

- attend school regularly and on time;
- wear school uniform and remember my PE kit when needed;
- follow school rules;
- try to do my best at all times;
- be kind, friendly, polite and helpful to others;
- take care of my school and equipment;
- talk to a member of staff if I have any worries or concerns;
- be responsible for all that I do;
- be responsible for my behaviour choices and respect the rights of others to learn in the school environment
- take time to read every night and engage with the home learning suggestions made

Together

We will:

- support the child's learning to help them achieve their best in all aspects of school life;
- **all** work together to help each child succeed and flourish in all areas of life to the best of their ability.

APPENDIX 5: POSITIVE PHRASING

Positive phrasing provides clarity of the instruction and desired outcome.

Use of positive phrasing supported by 'please' or 'thank you'. Using 'please' suggests an element of choice so should be reserved for low-level behaviours. Using 'thank you' suggests expectation of the child complying.

- Stand next to me
- Put the pen on the table
- Walk in the corridor
- Walk with me to the library

APPENDIX 6: LIMITED CHOICE

A limited choice is simply a decision, given to a child by an adult, between two or more alternatives. The alternatives should be developmentally appropriate, reasonable, respectful and acceptable to the child, the adult and for the situation.

- “Put the pen on the table or in the box”
- “Talk to me here or in the playground”
- “Are you going to wear shoes or wellies?”
- Where shall we talk, here or in the library?
- Are you going to sit on your own or with the group?
- Are you starting our work with the words or a picture?

APPENDIX 7: DISEMPOWERING BEHAVIOUR

Disempowering behaviour avoids engagement and or a reaction to a child's behaviour, which can empower them to continue.

Examples of this could be:

- "If you are walking away I am going to make sure you are safe by following at a distance"
- "We will carry on when you are ready."
- "You can listen from there" (under the table)
- "Come and find me when you come back/feel calm"
- "Come over/ down/ in in your own time"

APPENDIX 8: DE-ESCALATION SCRIPT

Adults need to be aware that when children display disruptive, difficult or dangerous behaviour they may initially be upset or emotionally distressed. Action needs to be taken to calm the situation.

The principles of de-escalation are:

- use the child's name
- acknowledge their right to their feelings
- tell them why you are there.

Using a de-escalation script gives a focused, calm and consistent approach and helps to avoid an emotional response.

De-escalation Script

- Child's name
- I can see something has happened
- I am here to help
- Talk and I will listen
- Come with me and...

APPENDIX 9: PASTORAL SUPPORT PLAN

PASTORAL SUPPORT PLAN

Name of child:

Attendance at meeting:

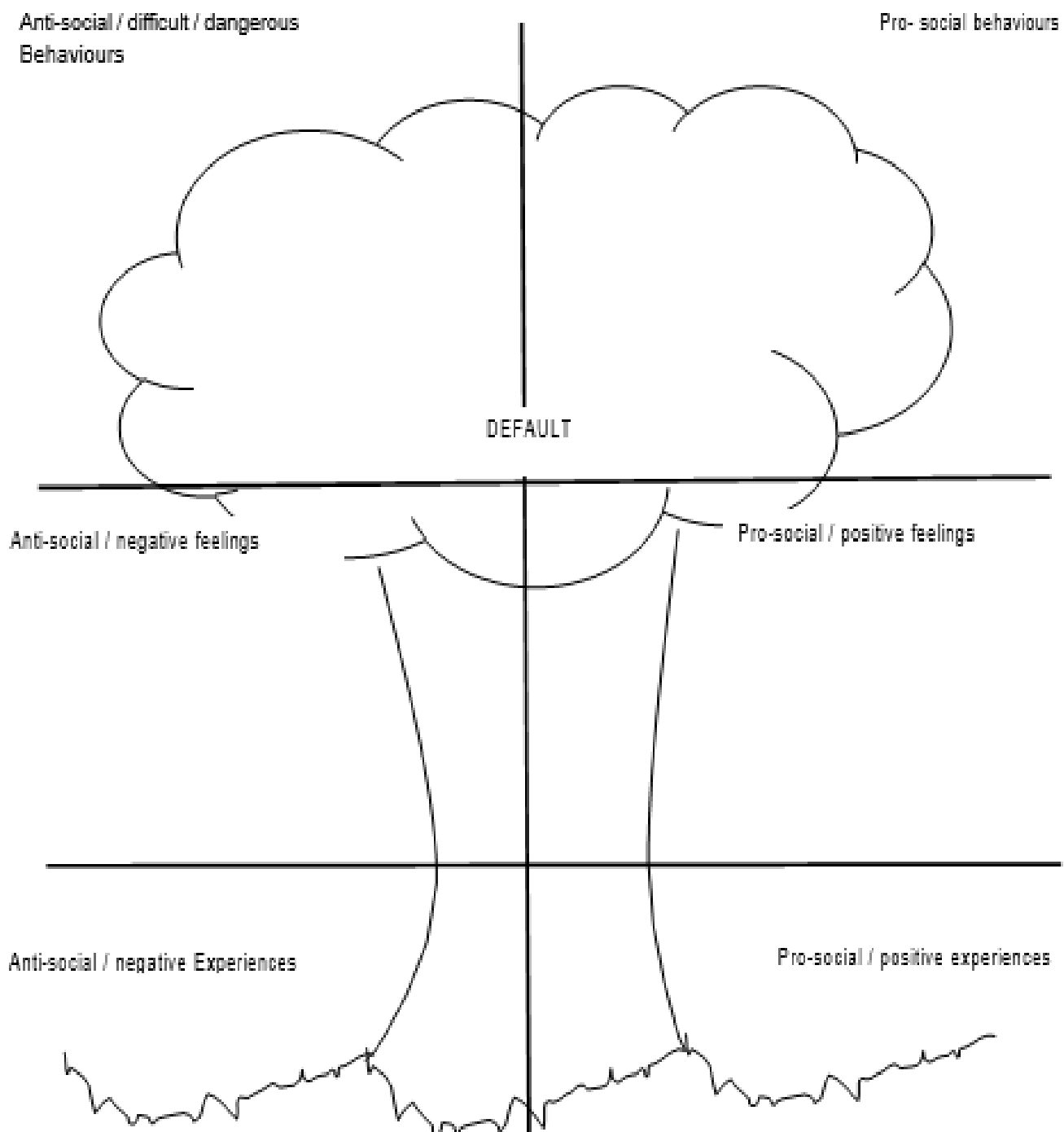
Date of meeting:

What <i>*child*</i> can do:	What we can do at school:	What parents/carers can do at home:
Child:	School:	Parents/Carers:

Review date:

APPENDIX 10: ROOTS AND FRUITS

Name	
Supporting Staff	
Date	
Review Date	



APPENDIX 11: ANXIETY MAPPING









30

Anxiety Mapping Analysis and Evidence of Differentiation			
	Score	Staff/Location/Activity/Peer/Time Predict it	Evidence of action Prevent it
Raised Anxiety	+2	These items overwhelm the pupil	Planned Differentiation required to reduce anxiety
	-	.	.
	+ 5	.	.
		.	.
		.	.
	+ 2	These items run the risk of overwhelming the pupil	Monitoring needed
		.	.
		.	.
		.	.
	0		
Increased dependency	-2	These areas run the risk of developing an over reliant	Monitoring needed
	-	.	.
		.	.
		.	.
	-2	These areas have developed an over reliance	Differentiation needed to reduce this over reliance
	-	.	.
		.	.
	-5	.	.

APPENDIX 12: MOVING AND HANDLING STRATEGIES

The following are sample images from Hertfordshire's STEP ON programme showing appropriate techniques used in respect of physical intervention.

<p>Open mitten – used to move a child away</p>	 A close-up photograph of a hand held palm up with fingers spread, representing the 'open mitten' technique.	 A photograph showing a hand in the 'open mitten' position being used to gently touch or move a person's arm.
<p>Closed mitten – used to draw a student close</p>	 A close-up photograph of a hand held palm up with fingers curled towards the palm, representing the 'closed mitten' technique.	 A photograph showing a hand in the 'closed mitten' position being used to gently touch or draw a person's arm towards the hand.
<p>Supportive hug – to communicate and reward</p>	 A photograph of a woman in a white t-shirt hugging a young boy in a blue t-shirt from behind.	 A photograph of a man in a white t-shirt kneeling on the floor and hugging a young boy in a striped t-shirt from behind.

Open mitten escort –
to escort a child to
safety
0



Paired escort - to
escort a child to
safety



APPENDIX 13: THERAPEUTIC PLAN (Risk Reduction Plan)



Therapeutic Plan (risk reduction plan)

Name:	DOB:	Date:	Review Date:
-------	------	-------	--------------

Photo	Risk reduction measures and differentiated measures (to respond to triggers)
-------	--

Prosocial / positive behaviours	Strategies to respond
Anxiety / DIFFICULT behaviours	Strategies to respond
Crisis / DANGEROUS behaviours	Strategies to respond
Post incident recovery and debrief measures	

Signature of Plan Co-ordinator: Date:

Signature of Parent / Carer: Date:

Signature of Young Person: Date:

APPENDIX 14: WESTFIELD WAY

The Westfield Way – EYFS 'Excellence, Expectation, Environment'	
<p>Transitions & Routines <i>Children learn best when they feel safe, happy, and experience calm, predictable transitions.</i></p> <ul style="list-style-type: none"> Indoor and outdoor provisions are fully prepared before school begins. Children are greeted by adults with a smile and a listening ear. Daily morning and settling activities support smooth transitions. Children access the cloakroom in small groups. Children line up and move single file around school, led by adult. Classroom routines are in place and consistently followed. Groupings and seating plans are thoughtfully arranged. Water bottles are stored in a central, accessible location. Teachers, TAs and/or Y6 ambassadors are present on the playground two minutes before the whistle to meet children after lunch. 	<p>Emotional Wellbeing & Behaviour <i>Strong relationships and emotional wellbeing support learning through self-regulation, co-regulation and positive interactions.</i></p> <ul style="list-style-type: none"> Self-regulation strategies are used e.g. calm boxes, mindfulness, breathing exercises and sensory breaks. A designated calm and quiet space/Zones of Regulation station is available in the classroom. Worry monster is available. Opportunities are provided to maintain and restore relationships. Trusted adults support co-regulation, model positive behaviour, and offer regular emotional check-ins. Role play and storytelling are used to rehearse social scenarios. Peer support is encouraged. (e.g. buddies, circle time) Praise and positive reinforcement are embedded through verbal scripts and visual prompts. Low-level disruption is managed using the behaviour ladder. Class charters and expectations are clearly displayed and upheld. Values awards and merits celebrate and promote school values. Individual Risk Reduction Plans are implemented where needed.
<p>Learning Environment & Resources (including books) <i>A well organised, inclusive environment fosters engagement and independence: all Westfield classrooms must meet the needs of every child by including:</i></p> <ul style="list-style-type: none"> Dates are clearly displayed in all learning spaces. Classrooms and tables are kept tidy with uncluttered surfaces. Resources are organised and accessible, with TWINKL used for writing support. Reading areas feature key texts that are easy to access. Working walls display current learning and key vocabulary. All resources are stored in labelled trays for easy access. Book covers remain free from graffiti and are well-maintained. Books are labelled with subject, name, and year group. Pupils take pride in their books, with neat presentation. (Age appropriate) Dates are written into books by an adult. All work is completed in pencil. Adaptive resources are available where needed, including wobble cushions, writing slopes, chunky pencils etc. Wall displays are minimal and purposeful. Provocations and examples are left out for children during CHIL, however their own interpretations of resources are encouraged. 	<p>Teaching & Learning <i>We are committed to delivering an ambitious, inclusive curriculum with adaptive teaching tailored to every learner.</i></p> <ul style="list-style-type: none"> The objective/focus of each lesson is shared with pupils. Lessons reference prior learning and outline next steps. Lessons are adapted with scaffolding appropriate to all learners. Adults are deployed effectively with clear roles and expectations. The 'I do, we do, you do' model is used where appropriate. Collaborative learning is encouraged through partner/group tasks. EHCPs and SEND plans are followed Supportive resources and visuals help break down tasks (e.g. Maths manipulatives, sentences stem, word mats). Practical materials and real objects are used where possible. Misconceptions are identified and addressed promptly. Children are supported to develop meta-cognitive and self-regulatory skills. Planning overviews clearly outline learning journeys, outcomes, and assessments. Lesson plans are shared with support staff in advance.
<p>Communication & Language (including visual supports) <i>Clear language and purposeful visuals support communication, learning, independent and social development.</i></p> <ul style="list-style-type: none"> Language used is developmentally appropriate, clear, and concise. Instructions are chunked and delivered clearly. Additional processing time is provided where needed, with recognition of effort. A variety of communication methods are used, including symbols, photos, and objects of reference. Adults consistently model a calm and quiet approach, correct language and positive interactions. Widgit symbols are used for all signs and labels. Visual timetables are updated daily using Widgit. Personalised timetables are provided for pupils who require them. Visual prompts such as 'now and next' boards support transitions. Positive phrasing and consistent language are used across the school. 	<p>Assessment & Feedback <i>Assessment informs teaching, celebrates progress and empowers learners through timely, purposeful and consistent feedback.</i></p> <ul style="list-style-type: none"> Books are consistently marked in line with the school's policy. All work is acknowledged by teachers or TAs. Opportunities for self-assessment are built into lessons. Pre- and post-teaching sessions support targeted learning. Regular check-ins ensure lesson content is understood. Adults provide immediate feedback during group work. Assessment is both formative and summative.

The Westfield Way – Key Stage 1 'Excellence, Expectation, Environment'	
<p>Transitions & Routines <i>Children learn best when they feel safe, happy, and experience calm, predictable transitions.</i></p> <ul style="list-style-type: none"> Classrooms are fully prepared before school begins. Children are greeted by adults with a smile and a listening ear. Daily morning and settling activities support smooth transitions. Children access the cloakroom in small groups Children line up in a structured, predetermined order Children move single file around school, led by adult. Classroom routines are in place and consistently followed. Table groupings and seating plans are thoughtfully arranged. Water bottles are stored in a central, accessible location. Teachers or TAs are present on the playground two minutes before the whistle to meet children after breaks/lunch. 	<p>Emotional Wellbeing & Behaviour <i>Strong relationships and emotional wellbeing support learning through self-regulation, co-regulation and positive interactions.</i></p> <ul style="list-style-type: none"> Self-regulation strategies are used e.g. calm boxes, mindfulness, breathing exercises, and sensory breaks. A designated calm and quiet space/Zones of Regulation station is available in all classrooms. Worry boxes/post boxes are available. Opportunities are provided to maintain and restore relationships. Trusted adults support co-regulation, model positive behaviour, and offer regular emotional check-ins. Role play and storytelling are used to rehearse social scenarios. Peer support is encouraged. (e.g. buddies, circle time) Praise and positive reinforcement are embedded through verbal scripts and visual prompts. Low-level disruption is managed using the behaviour ladder. Class charters and expectations are clearly displayed and upheld. Values awards and merits celebrate and promote school values. Individual Risk Reduction Plans are implemented where needed.
<p>Learning Environment & Resources (including books) <i>A well organised, inclusive environment fosters engagement and independence: all Westfield classrooms must meet the needs of every child by including:</i></p> <ul style="list-style-type: none"> Dates are clearly displayed in all learning spaces. Classrooms and tables are kept tidy with uncluttered surfaces. Resources are organised and accessible, with TWINKL used for writing support. Reading areas feature key texts that are easy to access. Working walls display current learning and key vocabulary. All resources are stored in labelled trays for easy access. Book covers remain free from graffiti and are well-maintained. Books are labelled with subject, name, and year group. Pupils take pride in their books, with neat presentation. Dates and learning objectives are printed on labels. All work is completed in pencil. Adaptive resources are available where needed, including wobble cushions, writing slopes, chunky pencils etc. Presentation adjustments are considered, such as font, paper colour, and spacing. Technology tools are used to enhance learning. Wall displays are minimal and purposeful. 	<p>Teaching & Learning <i>We are committed to delivering an ambitious, inclusive curriculum with adaptive teaching tailored to every learner.</i></p> <ul style="list-style-type: none"> Learning objectives and success criteria are shared with pupils. Lessons reference prior learning and outline next steps. Lessons are adapted with scaffolding appropriate to all learners. Adults are deployed effectively with clear roles and expectations. The 'I do, we do, you do' model is used. Flipcharts and visualisers support clear modelling of tasks and concepts. Collaborative learning is encouraged through partner/group tasks. EHCPs and SEND plans are followed Supportive resources and visuals help break down tasks (e.g. Maths manipulatives, sentences stem, word mats). Copying and note-taking are minimised to maximise engagement. Practical materials and real objects are used where possible. Misconceptions are identified and addressed promptly. Children are supported to develop meta-cognitive and self-regulatory skills. Planning overviews clearly outline learning journeys, outcomes, and assessments. Lesson plans are shared with support staff in advance.
<p>Communication & Language (including visual supports) <i>Clear language and purposeful visuals support communication, learning, independent and social development.</i></p> <ul style="list-style-type: none"> Language used is developmentally appropriate, clear, and concise. Instructions are chunked and delivered clearly. Additional processing time is provided where needed, with recognition of effort. A variety of communication methods are used, including symbols, photos, and objects of reference. Adults consistently model a calm and quiet approach, correct language and positive interactions. Word symbols are used for all signs and labels. Visual timetables are updated daily using Wordit. Personalised timetables are provided for pupils who require them. Visual prompts such as 'now and next' boards support transitions. Positive phrasing and consistent language are used across the school. 	<p>Assessment & Feedback <i>Assessment informs teaching, celebrates progress and empowers learners through timely, purposeful and consistent feedback.</i></p> <ul style="list-style-type: none"> Books are consistently marked in line with the school's policy. All work is acknowledged by teachers, TAs, or peers. Pupil feedback is evident through 'purple polish'. Maths destination questions and greater depth challenges used Maths books are presented with one number in each square. Opportunities for self-assessment are built into lessons. Pre- and post-teaching sessions support targeted learning. Regular check-ins ensure lesson content is understood. Same-day catch-up interventions respond to lesson feedback. Pupil conferencing supports personalised learning reflection. Adults provide immediate feedback during group work. Assessment is both formative and summative, using starters, quizzes, and end-of-unit evaluations.

The Westfield Way – Key Stage 2 'Excellence, Expectation, Environment'	
<p>Transitions & Routines <i>Children learn best when they feel safe, happy, and experience calm, predictable transitions.</i></p> <ul style="list-style-type: none"> Classrooms are fully prepared before school begins. Children are greeted by adults with a smile and a listening ear. Daily morning and settling activities support smooth transitions. Children access the cloakroom in small groups Children line up in a structured, predetermined order Children move single file around school, led by adult. Classroom routines are in place and consistently followed. Table groupings and seating plans are thoughtfully arranged. Water bottles are stored in a central, accessible location. Teachers or TAs are present on the playground two minutes before the whistle to meet children after breaks/lunch. 	<p>Emotional Wellbeing & Behaviour <i>Strong relationships and emotional wellbeing support learning through self-regulation, co-regulation and positive interactions.</i></p> <ul style="list-style-type: none"> Self-regulation strategies are used e.g. calm boxes, mindfulness, breathing exercises, and sensory breaks. A designated calm and quiet space/Zones of Regulation station is available in all classrooms. Worry boxes/post boxes are available. Opportunities are provided to maintain and restore relationships. Trusted adults support co-regulation, model positive behaviour, and offer regular emotional check-ins. Role play and storytelling are used to rehearse social scenarios. Peer support is encouraged. (e.g. buddies, circle time) Praise and positive reinforcement are embedded through verbal scripts and visual prompts. Low-level disruption is managed using the behaviour ladder. Class charters and expectations are clearly displayed and upheld. Values awards and merits celebrate and promote school values. Individual Risk Reduction Plans are implemented where needed.
<p>Learning Environment & Resources (including books) <i>A well organised, inclusive environment fosters engagement and independence: all Westfield classrooms must meet the needs of every child by including:</i></p> <ul style="list-style-type: none"> Dates are clearly displayed in all learning spaces. Classrooms and tables are kept tidy with uncluttered surfaces. Resources are organised and accessible, with TWINKL used for writing support. Reading areas feature key texts that are easy to access. Working walls display current learning and key vocabulary. Learning journeys are visible and actively referenced. All resources are stored in labelled trays for easy access. Book covers remain free from graffiti and are well-maintained. Books are labelled with subject, name, and year group. Pupils take pride in their books, with neat presentation. Y3 - Dates and learning objectives are printed on labels. Y4 -Write date & LOs are printed on labels. Y5&6 -Write date & LO All work is completed in pencil, until pen licence is awarded. Drawings and Maths work are always completed in pencil. Adaptive resources are available where needed, including wobble cushions, writing slopes, chunky pencils etc. Presentation adjustments are considered, such as font, paper colour, and spacing. Technology tools are used to enhance learning. Wall displays are minimal and purposeful. 	<p>Teaching & Learning <i>We are committed to delivering an ambitious, inclusive curriculum with adaptive teaching tailored to every learner.</i></p> <ul style="list-style-type: none"> Learning objectives and success criteria are shared with pupils. Lessons reference prior learning and outline next steps. Lessons are adapted with scaffolding appropriate to all learners. Adults are deployed effectively with clear roles and expectations. The 'I do, we do, you do' model is used. Flipcharts and visualisers support clear modelling of tasks and concepts. Collaborative learning is encouraged through partner/group tasks. EHCPs and SEND plans are followed Supportive resources and visuals help break down tasks (e.g. Maths manipulatives, sentences stem, word mats). Copying and note-taking are minimised to maximise engagement. Practical materials and real objects are used where possible. Misconceptions are identified and addressed promptly. Children are supported to develop meta-cognitive and self-regulatory skills. Planning overviews clearly outline learning journeys, outcomes, and assessments. Lesson plans are shared with support staff in advance.
<p>Communication & Language (including visual supports) <i>Clear language and purposeful visuals support communication, learning, independent and social development.</i></p> <ul style="list-style-type: none"> Language used is developmentally appropriate, clear, and concise. Instructions are chunked and delivered clearly. Additional processing time is provided where needed, with recognition of effort. A variety of communication methods are used, including symbols, photos, and objects of reference. Adults consistently model a calm and quiet approach, correct language and positive interactions. Visual symbols are used for all signs and labels. Visual timetables are updated daily using Visual. Personalised timetables are provided for pupils who require them. Visual prompts such as 'now and next' boards support transitions. Positive phrasing and consistent language are used across the school. 	<p>Assessment & Feedback <i>Assessment informs teaching, celebrates progress and empowers learners through timely, purposeful and consistent feedback.</i></p> <ul style="list-style-type: none"> Books are consistently marked in line with the school's policy. All work is acknowledged by teachers, TAs, or peers. Pupil feedback is evident through 'purple polish'. Maths destination questions and greater depth challenges used Maths books are presented with one number in each square. Opportunities for self-assessment are built into lessons. Pre- and post-teaching sessions support targeted learning. Regular check-ins ensure lesson content is understood. Same-day catch-up interventions respond to lesson feedback. Pupil conferencing supports personalised learning reflection. Adults provide immediate feedback during group work. Assessment is both formative and summative, using starters, quizzes, and end-of-unit evaluations.

APPENDIX 15: LEVEL LETTER

HERTFORDSHIRE COUNTY COUNCIL

Headteacher
Miss E Leach

Tel: (01442) 862729
Fax: (01442) 874467
e-mail: admin@westfieldprimary.herts.sch.uk
www.westfieldprimary.herts.sch.uk



Westfield Primary School
& Nursery
Durrants Lane
Berkhamsted
Herts. HP4 3PJ

Level Letter

Dear

Date:

Unfortunately, _____ has made behaviour choices which have negatively impacted on themselves and others around them.

Please discuss your child's actions with them, reinforcing our school values and the positive behaviour choices they should have made.

As discussed, we will sit down with _____ in the morning and set them up for a positive day.

Please fill in the lower part of this letter and return it to school tomorrow and if you wish to discuss anything further, please contact the office to make an appointment.

We thank you for your continued support,

Yours sincerely

On behalf of the Senior Leadership Team

I have read this letter and spoken with my child.

Child's name:

Class:

Parent/Carer signature: